



St Michael's Monthly



WELCOME...

Hello, and welcome to St Michael's Monthly, its Mia and Mimi from YR6 and we have created a school newspaper to help our friends, and family outside of St Michael's learn what fun things we have been getting up to, as well as a variety of games, tricks and challenges to be trying out.

AWARDS THIS MONTH!

To start with we would like to congratulate our friends who have earnt awards this month when they showed the 6RS in their daily work.

RESPECTFUL:

YRR: Krishnan & Harry
YR1: Max & Charlotte
YR3: Aya & Gemma
YR4: Zara M & Zac
YR5: Isabella T & Andra
YR6: Fatima & Maddie

RESOURCEFUL:

YRR: Ronnie, Isla
YR1: WHOLE CLASS
YR2: WHOLE CLASS
YR3: WHOLE CLASS
YR4: Elizabeth, Caitlin
YR5: Theo, Connie
YR6: WHOLE CLASS

REFLECTIVE:

YRR: Ruby & Emily
YR1: Valentina & Grayson
YR2: Flossie & William
YR3: Amelie & Jack
YR4: Shelby & Jenson
YR5: Megan & India
YR6: Alicia & Josh

RESPONSIBLE:

YRR: Blu & Rose
YR1: William & Primrose
YR2: Arabella & Adam
YR3: Beatrice & Maggie
YR4: Theo & Dylan
YR5: Annika & Noah
YR6: Lola & Max

RATIONAL:

YRR: Finn & Delilah
YR1: Purdi & Kavi
YR2: Scarlett & Isabella
YR3: Owen & Amelie
YR4: Lola & Hamnah
YR5: Ralph & Anya
YR6: Dexter & Sophia K

RESILIENT:

YRR: Lochie & Annabel
YR1: Lily & Jacob
YR2: Freya & Kyle
YR3: Isabella & Madelyn
YR4: Humayd & Jessica
YR5: Phoebe & Benjy
YR6: Mia & Cru



Harvest Festival

On Friday the 9th of October, our school celebrated Harvest. As we weren't able to be in the church to worship all together, we continued this tradition when we gathered in the school playground (socially distanced of course!) We thanked God for all the delicious food and nature and learnt that he is with us in everything and everywhere in the church or not! YR5 did a fantastic job leading the service and we all thoroughly enjoyed it. Well done YR5. Every year contributed and Reception did a lovely performance of Mr Scarecrow!

EVENTS COMING UP!!!

Don't forget that there is SCARE-CROW TRAIL coming up soon. All the money goes to supporting our school and remember you can get your maps from Hullabaloonza, Chapmans, Puretta, Inspirations, The little flower pot and Sunninghill Wines!, for only three pounds don't miss out on the fun! More details are on the school website.



Half term is a time for fun, games and lovely walks with the family, but don't forget to practise your reading, writing and mathematics (as we say in assembly.) You could even write a diary in Half term including the fun activities you get up to. We're sure your teachers would love to read them. Remember to stay safe this Half Term and help your families at home by, following the 6RS and WASHING YOUR HANDS!!!



READING AND RECOMMENDATIONS!!!

Reading is like a portal that can take you to magical new worlds which can help you forget your worries and doubts, as well as helping in many different subjects as well as contributing hugely in later life. These are some fantastic books for everyone's levels of reading that you can really get your teeth into (not literally I hope!)

YR RECEPTION: Burglar Bill
YR1: Thud, The treasure hunt
YR2: The rainbow bear
YR3: Secret seven
YR4: Explorer
YR5: Beetle Boy and series
YR6: The Star Spun Web, Rooftoppers



LET'S SEE WHAT OUR CLASSES ARE GETTING UP TO...

YEAR 5:

In topic we wrote an information text about Native Americans. We gained inspiration from the film Pocahontas, which demonstrates some of what it was like to live as a Native American during the 1600's.

Recently, we have been reading a book called 'The Indian in the Cupboard' and we used show not tell to describe how our character is feeling. This means we can make our writing more descriptive, to make the reader more interested in the details of our writing.

In English, we wrote poems about Autumn / Harvest. At first we used our Talk for Write skills to write spine poems as a class. This then helped us with our final poems on the theme of Harvest. This week has been very fun, and doing our poems really inspired us to lead Harvest Festival.

Connie and Annika

YR4: In the YR4 classroom we have been talking about the water cycle we have also been drawing diagrams about how it works.

Using pumpkin soup (whole class book) we have been describing places where duck might have gone

Pre- historic times have been very exciting to learn about: we have been making super discoveries and have learnt some fun facts.

DT has been very fun also. We have been learning how to crochet for our poppies.

YEAR 1: YR1 read a book called 'Camille and the sunflowers' they did some beautiful artwork using different techniques. This was based off of the sunflowers by Vincent Van Gough in one of his most famous paintings.

See the writing corner for some of their amazing writing. Well done and great pictures .



YEAR3:

Amber and Imogen explained, "we went outside and read the Macavity poem. We enjoyed this! Macavity is a mystery cat. Macavity is sneaky. Macavity steals things. Macavity needs to be caught. We all got into groups and performed the poem, some people did actions and some people didn't but it was still fun. Macavity has now vanished into thin air. Now we are a little bit worried. He might destroy our homes and schools; he might kidnap us!"

Jack reports, "we got worried because Macavity started doing

things like climbing onto our displays, so we called Scotland Yard. Even Scotland Yard couldn't find Macavity. Every day we found computers were broken, books were lost but Macavity wasn't there! You can't catch Macavity."

Nifemi and Amelie are worried about the future risk of mayhem: "Macavity might be still in school and he could break all the computers, flip the tables over, scratch all the walls and knock over the shelves. He might rip pages in all the books and leave rubbish all over the school. WE NEED TO CATCH MACAVITY!"

A fabulous report YR3, well done!!!

YR6

On Wednesday 14th October had a special 2020 style visit...

"Tom Palmer visited us from a Zoom call. We asked him a lot of questions, he told us about Armistice Runner, one of his books which we read as a class. We really liked the book and he told us he did some fell running as research for the book." Dexter

"We found out that he puts real people and stories in his books. He also has 50 books published and Armistice Runner is his favourite. He has never not planned a book!"

"Our shoebox trenches represent how horrible and dirty the trenches were. Even though we have used ideas all of them are unique and look like the real thing." Lottie

"We were all in pairs and planned our ideas the week before. The week after we started making them. Most people had problems but we all persevered through them. In the end they came out really well!" Max



ROBIN CLASS

Robin Class have been exploring patterns in class and preparing to design patterned wrapping paper to wrap a present.



SEE THE WRITING CORNER FOR YR2 AND YR4'S FANTASTIC WORK!

CHALLENGE OF THE MONTH!!!

PICK UP THREE PIECES OF LITTER EVERY TIME YOU GO FOR A WALK!!!

► Keeping fit and healthy is really important so going out for walks is the perfect thing to do to keep you in shape. There is a lovely forest walk down by St Michaels Church through the woods of Cheapside and you might even see some swans at the end!

Ingredients

Blondies

250g Unsalted Butter
250g Caster Sugar
3 Large Eggs
175g Plain Flour
1 tsp Vanilla Extract
250g White Chocolate Chips
200g Raspberries

Decoration (optional)

75g White Chocolate (melted)

Miss Tracy has a lovely easy recipe for raspberry and white chocolate blondies for you to follow along with and bake at home.



Instructions

- 1) Preheat your oven to 180C/160C Fan, and grease & line a 20cm x 30cm tin – leave to the side.
- 2) Melt the Butter carefully in the microwave, stir till smooth. Leave to the side for now!
- 3) Using an electric whisk/stand mixer, whisk together the eggs, caster sugar and vanilla together for a few minutes until the colour has turned pale, is very mousse like, and is double the original volume of the amount of eggs and sugar! You will know it's done because when you lift the whisk up out of the mix it should leave a trail for a couple of seconds before disappearing.
- 4) Whilst whisking, beat in the melted butter a little at a time, making sure each spoonful of butter is fully mixed in before adding a bit more.
- 5) Once mixed in, sift in the plain flour and fold the mixture together. Add in the chocolate chips and fold in.
- 6) Pour half of the mixture into the tin, then spread the raspberries over and pour the rest of the mixture on. Spread the mixture to make sure it's level.
- 7) Bake in the oven for 35-40 minutes or until baked through. I check mine with a skewer and it comes out clean when baked! Leave the Blondies to cool in the tin completely.
- 8) Drizzle over the melted chocolate, leave the chocolate to set and then cut into your portions. I usually do 8 x 4 to get 32 small pieces.

CHILDRENS RIGHTS!

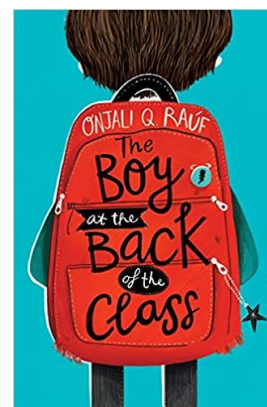


We would now just like to mention the importance of children's rights. UNICEF is a charity dedicated to helping children have the freedom they deserve. Elizabeth (YR4) felt passionately about this charity and decided to raise money for this cause she raised £270 inside and outside of school. We are very proud of you Elizabeth, keep up the good work!

YR6 have recently written letters to Mr Boris Johnson urging him to consider the rights of refugees. If you would like to read more about refugees here are some thought provoking books on refugees: *The Journey*, *The Boy at the Back of the Class*, *No Ballet Shoes in Syria* and *Shadow* – a firm favourite of ours. Enjoy that half term reading.

See the writing corner for our persuasive letters...



unicef



WRITING CORNER!!!

YR6 persuasive
letter to Mr John-
son

St Michael's
School Road
Sunninghill
SL57AD

Dear Mr Johnson,

It has come to my attention that refugees have fled to our country with no place to live. They have come from long distances and have come all that way just to become homeless. Almost half of those people are children.

These people are running for their lives. Imagine feeling safe after years of uncertainty, while also being dragged into a dangerous situation. We have the right to education but they don't, imagine your children without any right to education.

These people are on the streets, we can help them. I strongly urge you to consider you changing these policies.

Yours sincerely,

Mr Bangert

YR1's Camille and the sunflowers summary.

Macavity by T. S. Eliot

Macavity's a mysterious cat: he's called the
Hidden paw - for he's the Master criminal
who can defy the law. He's the bafflement of
Scotland Yard the flying squad's despair: For
when they reach the scene of crime - Macavity's
not there! Macavity, Macavity, there's no
one like Macavity. He's broken every human
law, he breaks the law of gravity. His powers
of levitation would make a girder stare. And when
You reach the scene of crime - Macavity's not
there! You may seek him in the basement,
You may look up in the air - But I tell you
once and once again Macavity's not there!
Macavity's a ginger cat, he's very tall and thin
You would know him if you saw him, for his
eyes are sunken in. His brow is deeply lined
with thought his head is highly domed. His
whiskers are uncombed. His coat is dusty from
neglect. He sways his head from side to side,
with movements like a snake; And when you
think he's half asleep, he's always... wide awake.
Macavity, Macavity, there's no one like
Macavity. For he's a fiend in feline shape,
a Monster of depravity. You may meet him in
the square - But when a crime's discovered
then Macavity's not there!

Open

YR3 poem Macavity!

E-8/608

One day a puppy called Charlie was playing with his mum, Harry and Meghan Harry and Meghan are his mums. But he got bored. He wasn't allowed to go to the woods because he was taught that the trees would spill on him. Charlie was well behaved but one day he was so bored he decided he was going to Lockwood Forest. He felt bad for breaking the rules but he also thought it was worth it. He wandered off into the woods. He saw rustling, howling and swirling round the earth. He took a step. There was ancient rotting trees that towered over him. He also saw a treehouse. The treehouse was swaying and ghostly it creaked as you got closer and closer. There was also glass shards poking out like bones. At the corner of Charlie's eye was inhabited colours swaying in the dark breeze. He eventually got up the ladder.

There were pitch black entrances. His heart felt alarming.

Then it happened. The tree holding the treehouse collapsed. Charlie was trapped by rocks and wood. All of a sudden he heard footsteps. There were eyes glaring through at him. Then he heard rustling along with that was growling. The creature spoke after Charlie. "He said with a grift.

[illegible]

YR4 Did some amazing writing and this piece even earnt a Head teacher's award!

YR2's retelling of Pumpkin Soup (the whole school book) GREAT HAND-WRITING.



Autumn Word Search



Can you find the Autumn words in the puzzle below?

h	t	b	x	t	n	y	e	l	l	o	w
b	r	o	w	n	s	e	j	j	s	l	s
g	b	h	v	t	t	p	y	u	q	i	c
c	q	q	z	f	x	a	e	j	u	c	a
m	l	e	a	v	e	s	c	a	i	w	r
c	j	s	y	i	l	g	b	o	r	k	e
h	a	r	v	e	s	t	o	d	r	i	c
f	s	e	u	o	r	a	n	g	e	n	r
w	a	d	k	l	a	p	f	q	l	r	o
s	s	l	d	q	f	x	i	g	x	a	w
k	b	m	l	y	l	h	r	c	x	k	p
a	p	p	l	e	b	h	e	y	c	e	h

rake scarecrow brown yellow
 squirrel leaves apple red
 bonfire harvest fall pear
 orange acorn



www.ActivityVillage.co.uk • Keeping Kids Busy


HERE ARE SOME FUN GAMES AND PUZZLES YOU CAN BE GETTING UP TO THIS HALF TERM!

SCAVENGER HUNT

Tick them off when you find them!

- .Skeleton of a leaf
- .At least 5 conkers
- .An evergreen leaf
- .A pinecone
- .A spiky conkers shell (be careful though!)
- .Pine needle
- .Acorns
- .Birds egg shell (wash your hands after though)
- .Animal tracks
- .Feather

We would love to see any pictures or interesting things you find. Have fun!



	3					1	6	
	6	7		3	5			4
6		8	1	2		9		
	9			8			3	
		2		7	9	8		6
8			6	9		3	5	
	2	6					9	