

# Parent Guide☆☆

## How can I use this with my children?

Print the first sheet and read the instructions at the bottom of the hundred square. Decide the level of challenge for your child and print out the sheet with one, two or three stars, as appropriate.

## How does this help my children's learning?

This activity encourages children to use their knowledge of place value to fill in various sections of a hundred square, allowing them to show their understanding of number patterns at the same time.

## Ideas for further learning:

Take a blank number square and ask your child to colour multiples of 2 in one colour, multiples of 3 in another, 4 in a different colour and so on. What number patterns can they see?



# Number Square Jigsaws

|    |    |    |    |    |    |    |    |    |     |
|----|----|----|----|----|----|----|----|----|-----|
| 1  | 2  | 3  | 4  | 5  | 6  | 7  | 8  | 9  | 10  |
| 11 | 12 | 13 | 14 | 15 | 16 | 17 | 18 | 19 | 20  |
| 21 | 22 | 23 | 24 | 25 | 26 | 27 | 28 | 29 | 30  |
| 31 | 32 | 33 | 34 | 35 | 36 | 37 | 38 | 39 | 40  |
| 41 | 42 | 43 | 44 | 45 | 46 | 47 | 48 | 49 | 50  |
| 51 | 52 | 53 | 54 | 55 | 56 | 57 | 58 | 59 | 60  |
| 61 | 62 | 63 | 64 | 65 | 66 | 67 | 68 | 69 | 70  |
| 71 | 72 | 73 | 74 | 75 | 76 | 77 | 78 | 79 | 80  |
| 81 | 82 | 83 | 84 | 85 | 86 | 87 | 88 | 89 | 90  |
| 91 | 92 | 93 | 94 | 95 | 96 | 97 | 98 | 99 | 100 |

# Number Jigsaws

Someone has broken the number square into pieces!  
Can you fill in the missing numbers?

|    |    |   |
|----|----|---|
|    | 4  | 5 |
| 13 |    |   |
|    | 24 |   |

|    |    |    |
|----|----|----|
| 11 | 12 |    |
|    | 22 |    |
|    |    | 33 |

|   |    |
|---|----|
| 8 |    |
|   | 19 |
|   |    |

|    |  |    |
|----|--|----|
| 3  |  |    |
| 13 |  | 15 |
|    |  |    |

|    |    |
|----|----|
|    |    |
|    | 16 |
|    |    |
| 35 |    |

|    |    |    |
|----|----|----|
|    | 64 |    |
| 73 |    | 75 |
| 83 |    |    |

|    |    |    |
|----|----|----|
| 16 |    |    |
|    | 27 |    |
|    |    | 38 |
|    |    | 48 |

|    |    |    |
|----|----|----|
| 44 |    |    |
|    | 55 |    |
|    |    | 66 |

|    |    |     |
|----|----|-----|
|    |    |     |
| 78 |    |     |
|    | 89 |     |
|    |    | 100 |

# Number Jigsaws

Someone has broken the number square into pieces!  
Can you fill in the missing numbers?

|    |  |   |
|----|--|---|
|    |  | 5 |
| 13 |  |   |
| 23 |  |   |

|    |    |    |
|----|----|----|
| 11 | 12 |    |
|    |    |    |
|    |    | 33 |

|   |    |
|---|----|
| 8 |    |
|   | 19 |
|   |    |

|    |    |    |
|----|----|----|
|    |    |    |
| 13 |    | 15 |
|    | 24 |    |

|    |
|----|
|    |
| 16 |
|    |
|    |
| 36 |

|    |  |    |
|----|--|----|
|    |  | 65 |
| 73 |  | 75 |
|    |  |    |

|  |    |    |
|--|----|----|
|  |    |    |
|  | 27 |    |
|  |    | 38 |
|  |    | 48 |

|    |  |    |
|----|--|----|
| 44 |  |    |
|    |  |    |
|    |  | 66 |

|    |    |     |
|----|----|-----|
|    |    |     |
| 78 |    |     |
|    | 89 |     |
|    |    | 100 |

# Number Jigsaws

Someone has broken the number square into pieces!  
Can you fill in the missing numbers?

|    |  |  |
|----|--|--|
|    |  |  |
| 13 |  |  |
|    |  |  |

|    |  |    |
|----|--|----|
| 11 |  |    |
|    |  |    |
|    |  | 33 |

|  |    |
|--|----|
|  |    |
|  | 19 |
|  |    |

|    |  |    |
|----|--|----|
|    |  |    |
| 13 |  | 15 |
|    |  |    |

|    |
|----|
|    |
| 16 |
|    |
|    |

|    |  |    |
|----|--|----|
|    |  | 65 |
| 73 |  |    |
|    |  |    |

|    |  |    |
|----|--|----|
| 16 |  |    |
|    |  |    |
|    |  |    |
|    |  | 48 |

|  |    |  |
|--|----|--|
|  |    |  |
|  | 55 |  |
|  |    |  |

|  |    |  |
|--|----|--|
|  |    |  |
|  |    |  |
|  | 89 |  |
|  |    |  |

# Number Jigsaws Answers

Someone has broken the number square into pieces!  
Can you fill in the missing numbers?

|    |    |   |
|----|----|---|
|    | 4  | 5 |
| 13 | 14 |   |
| 23 | 24 |   |

|    |    |    |
|----|----|----|
| 11 | 12 | 13 |
|    | 22 |    |
| 31 | 32 | 33 |

|    |    |
|----|----|
| 8  | 9  |
|    | 19 |
| 28 |    |

|    |    |    |
|----|----|----|
| 3  |    | 5  |
| 13 | 14 | 15 |
|    | 24 |    |

|    |    |
|----|----|
|    | 6  |
|    | 16 |
|    | 26 |
| 35 | 36 |

|    |    |    |    |
|----|----|----|----|
| 63 | 64 | 65 |    |
| 73 |    | 75 |    |
| 83 |    | 85 | 86 |

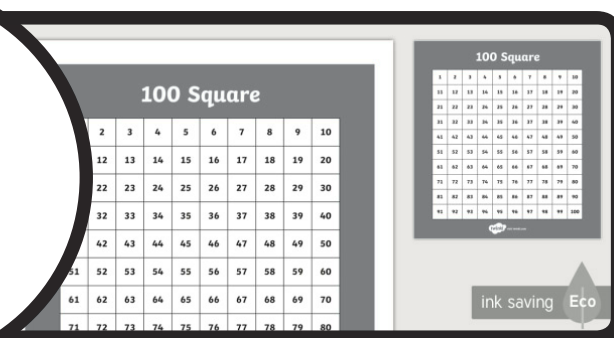
|    |    |    |
|----|----|----|
| 16 |    | 18 |
| 26 | 27 | 28 |
|    |    | 38 |
| 46 | 47 | 48 |

|    |    |    |
|----|----|----|
| 44 |    | 46 |
|    | 55 |    |
| 64 |    | 66 |


|    |    |     |
|----|----|-----|
| 68 |    |     |
| 78 |    |     |
| 88 | 89 |     |
|    |    | 100 |

If you enjoyed this resource, why not try...


Hundred  
Number  
Square




Raindrop  
Missing  
Number  
Worksheet



Missing  
Numbers  
Worksheet



Blank 10 by  
10 Number  
Square



If you need us, just get in touch -  
contact [twinklcares@twinkl.co.uk](mailto:twinklcares@twinkl.co.uk)  
visit [twinkl.com/parents](https://www.twinkl.com/parents)

Explore and Discover More

